



Annual Report 2023

Ananda Mohan College, Mymensingh.





Prof. Md. Aman Ullah
Principal
Ananda Mohan College, Mymensingh.

Message

Ananda Mohan College is one of the distinctive institutions in Bangladesh. The college was established in 1908 during the time of British-India. The college is named after Ananda Mohan Bose, who was a man of great reputation. Not only a Barrister, he was also a politician and a social reformer.

Maulavi Hamid Uddin Ahmed who was the first Muslim graduate in Mymensingh district and a classmate of Ananda Mohan Bose donated the most part of land for college and proposed to name the college after his friend, Ananda Mohan Bose.

Since 1908 the college has achieved the dignity of a first grade college in the country till date. As the intellectuals, scholars and learned teachers enlightened the institution, the students of this institution contributed much in national and international arena. Radhabinod Pal, a lecturer in Mathematics of Ananda Mohan College become the justice of Nuremburg tribunal in the 2nd World War. Syed Nazrul Islam, the first acting President of Bangladesh was a teacher of History Department at Ananda Mohan College; Prof. Kabir Chowdury and so many famous teachers served the college. Like others, the famous poet Nirmalendu Goon, renowned intellectual and writer Jatin Sarker, Jyotirmoy Guhathakurta, a martyred intellectual were the students of Ananda Mohan College.

It is needless to say that Ananda Mohan College has been the part of glorious history in thriving education and culture from British-India to independent Bangladesh.

I convey my gratitude to the first Principal of Ananda Mohan College Mr. Baikuntha Kishor Chakravarty and Mr. JR Black Wood, the then district magistrate of Mymensingh and Jamindars who organized and raised the fund in establishing the college.

I remember with great respect the father of the nation Bangabandhu Sheikh Mujibur Rahman and the freedom fighters of the liberation war of Bangladesh. The students, teachers and staff of Ananda Mohan College altogether try to make true the dream of father of the nation '**The Sonar Bangla**' by their efforts. Thanks to all.

Contents Page No.

Chapter	Contents	Page No.
Chapter – 1	Introduction	04
Chapter – 2	Overview of the College (Institutional and Academic)	14
Chapter – 3	Highlights of the year	22
Chapter – 4	Teacher Development	24
Chapter – 5	Budget and Finance	26
Chapter – 6	Concluding Remarks	28
Chapter –7	Photo Gallery	29



Ananda Mohan College

Chapter – 1

Introduction

Ananda Mohan College 'one of the major colleges in Bangladesh. The first wrangler of the Indian sub-continent, distinguished educationalist and social reformer [ananda mohan bose](#) (1847-1906) established a school named 'Mymensingh Institution' in 1883 in his own family residence at Rambabu Road of Mymensingh town. From April 1890, the school emerged with a new name 'Mymensingh City Collegiate School'. In 1899, Mymensingh Sava (a forum of local Hindu gentry) and Anjuman-e-Islamia (A forum of the Muslim gentry) jointly made an effort to set up a college in Mymensingh. Being encouraged by them, Ananda Mohan Bose upgraded the City Collegiate School to a second-grade college called 'Mymensingh City College' on 18 July 1901. Mymensingh City College was practically a branch of Calcutta City College, which was established earlier by Ananda Mohan Bose. For some time, the Calcutta City College rendered partial financial assistance to the Mymensingh City College.

Ananda Mohan College, Mymensingh



Chiro Omlan

After the death of Ananda Mohan Bose (1906) the grant from the Calcutta City College discontinued. With the permission of the Calcutta University, the Mymensingh City College became an independent organisation on 31 March 1908, and accordingly, the management committee of the college was reconstituted. The new committee changed the name of the college and thus it came to be known as Mymensingh College. With this name, the college got the recognition of Calcutta University on 23 June. Financially, the college was included in the government scheme of grant-in-aid.

The 1908 college was running better than ever before and number of students increased over time. The college bought a new plot of land, the present site, to accommodate to meet its increasing needs. The college was shifted to the new site at Kachijhuli in 1908. The name of the college was also renamed as 'Ananda Mohan College', in honour of its original founder, Ananda Mohan Bose.

The Ananda Mohan College was managed privately with government-grant-in aid' until 1963. It was nationalized during the 1963-64 sessions and named as 'Government Ananda Mohan College'. Honor's course in Bangla and General History were introduced from the same academic session. The physical and academic facilities were created to meet the new needs. A two-storied academic building, an auditorium, one student's common room and a library were constructed. Later honor's courses were introduced in some more subjects in 1972. At present (2010), the college conducts honor's and Masters courses in 20 subjects including Bangla, English, History, Islamic History and Culture, Philosophy, Islamic Studies, Economics, Political Science, Social Welfare, Sociology, Botany, Zoology, Mathematics, Physics, Chemistry, Geography and Environment, Management, Accountancy, Marketing and Finance & Banking. The college later was affiliated with National University and a new 4-storied academic building was constructed to meet new requirements. Under Construction ten storied building in front of main building.

The area of Ananda Mohan College campus is 15.28 acres; on which Principal's bungalow, teacher's quarters, employees quarters, guest house, [Shaheed minar](#), two separate common rooms for boys and girls, post-office, power sub-station and bank booths, 4 boys and 4 girl hostels, departmental laboratories, a botanical garden, bus stop and transport shades, one play ground and a pond are situated. The college conducts BNCC unit under commissioned instructors, [Rover scout](#) and Girl's in rover programs. At present (2022), the College has 215 teachers and about **35,889** students.

Former Vice Chancellor of Calcutta University and Judge of Calcutta High Court and International Defense Tribunal Justice [Radhabinod Pal](#) served as a Professor of Mathematics in this College from 1911 to 1920. Other distinguished faculty members of college include the first acting President of Bangladesh [Syed Nazrul Islam](#), National Professor [Kabir Chowdhury](#), historian Professor Sirajul Islam and writer Dr Shafiuddin. Among the students, who later became national celebrities include Dr [Niharranjan ray](#) (historian), [Principal Ibrahim Khan](#), [Syed Waliullah](#) (novelist), [pcsorcar](#) (magician), Professor M Mufakharul Islam (former VC of National University), Professor Md. Anwarul Islam (former VC of Bangladesh Agriculture University), Dr Arabindu Poddar (Professor of English, Biswa Bharati University), Professor Md. Shamsur Rahman (former VC of National poet [Kazi Nazrul Islam](#) University), MA Rashid (Justice), Rahat Khan (Editor of Daily Ittefaq), Jatin Sarkar (writer and scholar) and Nirmalendu Goon (Poet).

Ananda Mohan College, Mymensingh Map.





Principal Office



Shahid Minar



Mukti Juddha Chatter



Moulovi Hamid Uddin Bhaban



Old Building



Old & New Building



Central Library Gate



Auditorium Garden



New Building Departments



Botany and Mathematics Departments



New Building



Pure Drinking Water Zone



Hostel Pond



College Mosque



Road to New Building

Chapter -2

Overview of the College (Institutional and Academic)

There are a Principal, a Vice Principal, 33 Professors, 49 Associate Professors, 71 Assistant Professors, 69 Lecturers and 04 Demonstrators' posts in the teaching structure of this college. There are 39 office staffs for running the office of the college smoothly. The department wise lists of the teaching staffs and office staffs are given below.

Department Wise Teaching Staffs

Serial No	Name of Department	Professor	Associate Professor	Assistant Professor	Lecturer	Demonstrator	Total
01	Bangla	02	04	04	00	0	10
02	English	01	04	05	00	0	10
03	History	01	07	03	01	0	12
04	Economics	03	03	04	03	0	13
05	Political Science	02	03	03	04	0	12
06	Social Work	01	02	02	02	0	07
07	Sociology	0	02	05	02	0	09
08	Philosophy	02	02	05	00	0	09
09	Islamic History and C.	0	04	05	01	0	10
10	Islamic Studies	01	02	03	01	0	07
11	Geography and Environment	01	03	01	02	01	08
12	Mathematic	02	03	05	02	01	13
13	Physics	0	02	01	04	01	08
14	Chemistry	02	02	05	03	0	12
15	Botany	02	03	04	03	0	12
16	Zoology	01	02	04	02	01	10
17	Management	01	04	03	02	0	10
18	Accounting	02	01	06	01	0	10
19	Finance Banking	0	0	01	0	0	01
20	Marketing	0	0	01	01	0	02
21	Sanskrit	0	01	0	0	0	01
22	ICT	0	0	0	01	0	01
		24	54	70	35	4	187

Other Staffs

Si. No.	Staff	Govt.	Non-govt.	Total
01	Physical Instructor	01	00	01
02	Librarian	01	00	01
03	Assistant Librarian	00	01	01
04	Head Clerk/ Administrative Officer	01	00	01
05	Accountant/ Account Officer	01	00	01
06	Cashier	01	00	01
07	Accountant Assistant	02	02	04
08	Office Assistant Com Computer Operator	04	08	12

Si. No.	Staff	Govt.	Non-govt.	Total
09	Office Assistant Com Computer Operator(Department)	00	24	24
10	Mechanic cum Electrician	01	03	04
11	Store Keeper	00	01	01
12	Expert Bearer	04	00	04
13	Book Sorter	00	04	04
14	Cash Pion	00	01	01
15	Office Assistant	12	103	115
16	Sweeper	01	08	09
		29	155	184

Name of Faculties & Departments:

Science	Arts	Social Science	Business Studies
Physics	Bangla	Economics	Accounting
Chemistry	English	Sociology	Management
Mathematics	Philosophy	Social Work	Marketing
Zoology	History	Political Science	Finance & Banking
Botany	Islamic Studies		
Geography & Environment	Islamic History & Culture		
ICT	Sanskrit		

Department Name & Students Enrolled

Si. No.	Subjects	Annual intake capacity (Hon's)	Annual intake capacity (Masters)
1	Bangla	240	300
2	English	270	75
3	History	225	140
4	Economics	260	71
5	Political Science	270	700
6	Social Work	260	500
7	Sociology	260	575
8	Philosophy	210	475
9	Islamic History and C.	250	575
10	Islamic Studies	140	275

Si. No.	Subjects	Annual intake capacity (Hon's)	Annual intake capacity (Masters)
11	Geography and Environment	170	260
12	Mathematic	200	260
13	Physics	165	40
14	Chemistry	165	140
15	Botany	165	40
16	Zoology	170	190
17	Management	270	500
18	Accounting	270	500
19	Finance Banking	130	-
20	Marketing	129	-
21.	Sanskrit	--	-
22.	ICT	--	---

**Key Academic Statistics (Pass Rate for Hon's & Masters)
Number of Students in Honors Courses by Subjects in 2023**

Si. No.	Subjects	Annual intake capacity	1 st		2 nd		3 rd		4 th		Total	
			Male	Female	Male	Female	Male	Female	Male	Female	Male	Female
1	Bangla	240	100	128	82	106	80	107	82	106	344	447
2	English	270	95	135	64	161	64	168	64	161	287	625
3	History	225	140	75	144	71	120	85	144	71	548	302
4	Economics	260	113	140	110	115	78	87	74	81	356	410
5	Political Science	270	130	140	110	115	106	102	70	136	416	493
6	Social Work	260	90	165	62	169	52	182	62	169	266	685
7	Sociology	260	98	156	102	101	76	120	74	135	350	512
8	Philosophy	210	70	90	65	90	80	77	65	90	280	347
9	Islamic History and C.	250	121	121	118	92	83	88	98	86	420	387
10	Islamic Studies	140	73	62	86	35	78	42	66	42	303	181
11	Geography and Environment	170	92	67	51	86	71	54	51	86	265	293
12	Mathematic	200	77	51	67	50	77	51	67	50	288	202
13	Physics	165	78	53	47	43	49	40	46	40	220	176
14	Chemistry	165	46	29	48	39	20	26	48	39	162	133
15	Botany	165	51	114	25	53	29	60	27	60	132	287
16	Zoology	170	96	74	38	52	33	70	32	57	199	0
17	Management	270	182	87	149	121	145	125	149	121	625	456
18	Accounting	270	121	83	98	84	90	99	98	84	407	350
19	Finance Banking	130	80	49	64	40	52	40	65	23	261	152
20	Marketing	130	83	44	66	50	53	28	52	14	254	136

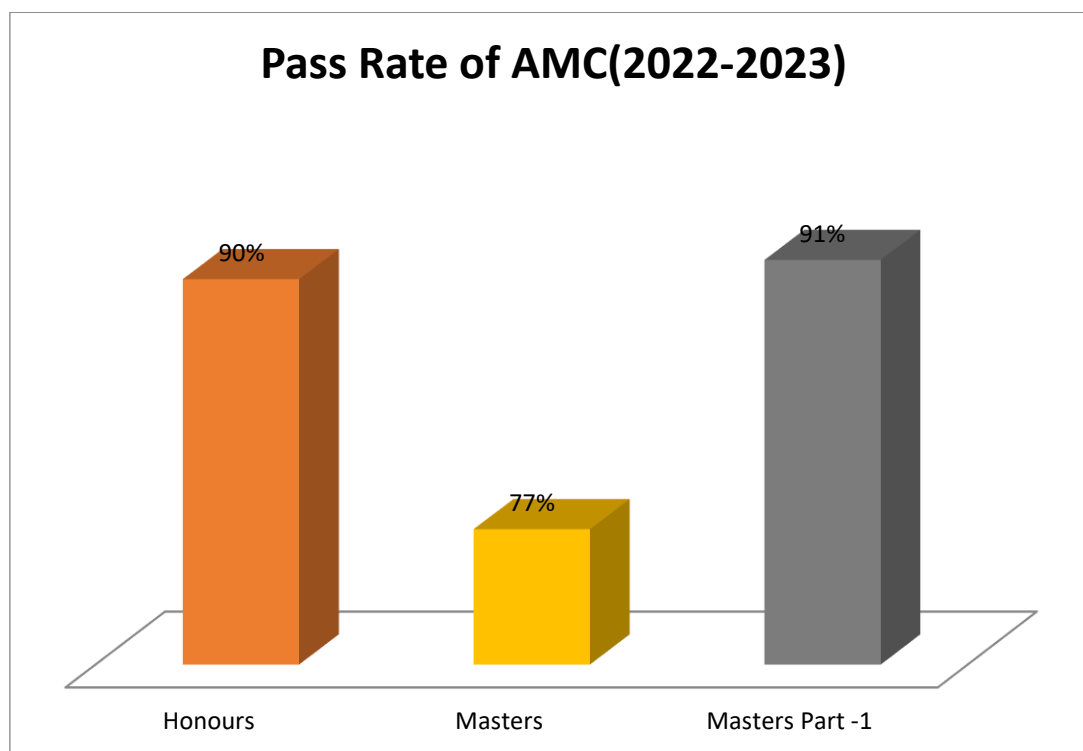
Information about Pass out Students in Honors Course in 2023

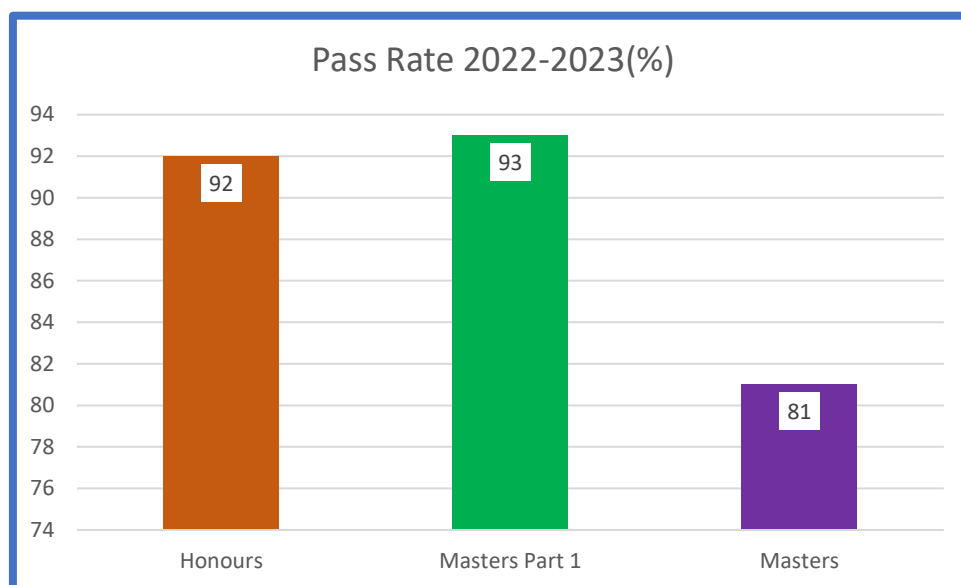
Si. No.	Subject	No. of students attended in the final exam of the honors			No. of pass out students			Pass rate (%) of students	Total no. of dropout students	% dropout rate
		Male	Female	Total	Male	Female	Total			
1	Bangla	80	115	198	83	115	198	100%	42	17.5
2	English	92	120	212	84	111	195	92	17	8
3	History	100	97	197	98	97	195	99	2	1
4	Economics	84	73	157	67	78	145	92.35	12	7.64
5	Political Science	136	92	228	136	92	228	100%	0	0
6	Social Work	75	148	223	66	143	208	94.24	16	7.75
7	Sociology	97	123	220	97	123	220	100		
8	Philosophy	64	90	154	62	88	150	97%		3%
9	Islamic History and C	136	65	201	136	63	201	100%		--
10	Islamic Studies	72	16	88	72	16	88	100%	-	-
11	Geography and Envir	49	45	94	49	43	92	97.87	2	2.13
12	Mathematic	68	55	123	68	55	123	100		
13	Physics	46	40	86	42	35	77	84%	9	1.50%
14	Chemistry	20	26	46	19	25	44	98%	2	
15	Botany	25	62	87	23	61	84	97	3	3
16	Zoology	38	48	86	45	41	86	98%		
17	Management	140	126	266	130	118	248	93	4	1.48
18	Accounting	130	107	237	125	105	230	97%		
19	Finance Banking	38	30	145	37	29	66	97%	-	-
20	Marketing	46	24	70	22	16	38	54%	-	-

Information about Pass out Students in Masters Course in 2023

Sl. No.	Subject	No. of students attended in the final exam of the masters			No. of pass out students			Pass rate (%) of students	Total no. of dropout students	% dropout rate
		Male	Female	Total	Male	Female	Total			
1	Bangla	137	163	300	137	163	300	100%	×	×
2	English	138	159	297	135	150	285	96	12	4
3	History	122	75	197	96	70	166	84.26	31	15.73
4	Economics	127	157	284	121	143	264	92.95	20	7.04
5	Political Science	464	413	877	463	413	877	100%	-	-
6	Social Work	135	285	420	135	269	404	97.17	17	4.83

Sl. No.	Subject	No. of students attended in the final exam of the masters			No. of pass out students			Pass rate (%) of students	Total no. of dropout students	% dropout rate
		Male	Female	Total	Male	Female	Total			
7	Sociology	214	205	419	214	205	419	100		
8	Philosophy	170	193	363	165	188	353	97	5	3%
9	Islamic History & C.	359	306	665	321	272	593	89%	28	11
10	Islamic Studies	137	164	301	131	159	290	96%	11	3.60%
11	Geography and Env	70	110	180	70	110	180	100%	---	----
12	Mathematic	158	106	264	158	106	264	100	--	--
13	Physics	64	28	92	64	28	92	100%	×	×
14	Chemistry	42	30	72	40	30	70	98%		
15	Botany	55	110	165	51	91	142	85%	23	37%%
16	Zoology	67	83	150	67	83	98	100%	8	
17	Management	420	384	804	292	321	613	76	28	6
18	Accounting	222	157	379	171	92	263	69%		





	Pass(%)
Honours	92
Masters Part 1	93
Masters	81

Infrastructure & Facility Profile of the college.

Si. No.	Particulars	Number/
1	The number of rooms devoted to administration, including Principal's Office	40
2	The number of classrooms	70
3	The number of science laboratories	12
4	The number of language laboratories	01
5	The number of computer laboratories	3
6	The number of engineering workshops	0
7	The number of libraries	21
8	The number of hostel buildings for girls	06
9	Hostel capacity for girls	750
10	The number of hostel buildings for boys	03
11	Hostel capacity for boys	300
12	Number of washrooms/toilets in the college	120
13	The number of washrooms/toilets for girls	80
14	Condition of washrooms/toilets toilet [very good, good, somewhat poor, very poor]	good, somewhat poor
15	Condition of electricity supply [very stable/ mostly stable/ somewhat unstable/ unstable/ very limited]	mostly stable
16	Whether own generator for power back up exists [Yes/No]	no
17	Number of functional Computers for students	112
18	Number of functional Computers for administrators and teachers	40
19	Number of Printers	26
20	Number of Photocopiers	3
21	Number of Multimedia Projectors	28
22	Approximate number of functional science laboratory equipment	777

Information about internet connectivity of the college

Si. No.	Particulars	
1	Availability of Internet access for teachers [Yes/No]	Yes
2	Availability of Internet access for students [Yes/No]	Yes
3	Capacity of Internet connectivity [in Mbps]	100
4	Coverage of Internet on campus [only in computer labs/ computer labs and classrooms/ wifi for anywhere in campus]	70%
5	Name of of Internet service Provider	BDRen
6	Monthly service charge for Internet	60,000
7	Source of funding for monthly Internet service charge	Admn-20% Deptt.-80%

Information about machinery & other equipment of the college

Sl. No.	Name of equipment/machinery purchased	Quantity	Currently functional (Yes/No)	Remarks
1	Water pump	3	3	
2	Mowing Machine	1	1	
3	Spray Machine	1	1	

Information about furniture's & fixtures of the college

Sl. No.	Name of furniture's/ fixtures purchased	Quantity	Currently functional	Remarks
1	BENCH	2250	2200	
2	Lec Table	65	62	
3	Table	250	250	
4	Almira	110	105	
5	Chair	450	402	
6	File Cabinet	52	48	
7	Sofa	22	22	
8	Book Self	52	50	

Information about laboratory equipment and instruments of the college

Sl. No.	Name of laboratory equipment and instruments	Quantity	Currently functional (Yes/No)	Remarks
1	Microscope	104	104	
2	PH Mitre	16	14	
3	Oven	2	1	
4	Fridge	11	11	
5	Telescope	1	1	
6	Others	150	145	

Information about vulnerable, Disadvantage and indigenous group (Including teachers and students)

Sl. No.	Subject	vulnerable*	Disadvantage**	indigenous/small ethnic community	
1	Economic	01			
2	Social Work	01			
3	Philosophy	01			
4	Accounting	02			
5	Management	01			
6	Mathematics	01	Physical Disadvantage		
7	Geography	00		02	
8	Account Office	01	Physical Disadvantage		

Chapter -3:

Highlights of the year

Key Achievements and Highlights of the Year of the College.

Academic:

- ❖ Examination results: 99% participation in the final exam with pass rate of 90%
- ❖ Term Papers: 100% participation in submitting the term papers
- ❖ Tutorial Exam: 99% participation in submitting the tutorial exam
- ❖ Attendance: 65% (in Online Classes)
- ❖ Classroom Performance: Poor due to COVID-19
- ❖ Online Classes: Due to COVID-19 pandemic situation, the online classes has been started and carried
 - Forward.

Key Achievements & Highlights of the year of college

All departments of the college individually arranged national webinars focusing on academic issues and commemorating the centenary birth anniversary of the father of the Nation, Bangabandhu Sheikh Mujibur Rahman. Due to COVID-19 situation, all the departments continued their academic activities through virtual platform.

Highlights of Student Activities of the Year

Academic:

- Classroom Performance: Classroom performance is an example of student response system. It is the key of learning. It allows the students to take part actively in the process of learning. Still our students are less inquisitive, but we have been trying to encourage them asking questions which is most important factor of inquisitiveness. And students are gradually responding to this system. We have succeeded a lot in doing so.
- Sitting for examinations (Internal/External): Sitting for examination is the conventional feedback of learning system. Though it is directly related to the academic recognition, students are very keen to attend all kinds of feedback on examination performance. Here the participation of the learners is almost 100%.

Extra-curricular Activities:

- Sports: Arranged Sports Activities.
- Cultural Activities: Cannot be arranged due to the pandemic situation.
- Social Activities: The Badhon arranged a blood donation camp in the last fiscal year. They also distributed warm clothes and blankets among the poor people in the last winter. Rover Scouts Campaign

musk awareness, tree plantation and BNCC unit also play roles to keep the campus clean once a month, take part disciplinary activities and marchpast during the celebration of the national days.

- Online debate Competition among the department wise.

Key Achievements and Highlights of the Year of Institutional Development Grants (IDG)

Compleat Package of the Year:

Sl. No	Package No	Package Description	Method of Procurement (OTM/RFQ)	Estimated Cost	Cont. Signing Date	Completion Date as per Contract	Progress	Bill Amount
1	2	3	4	5	12	14	18	19
2019- 2020								
1	G-4	Procurement of Computer, Photocopier, Printer & Scanner for IDG office	RFQ	5	13/06/2020	27-06-2020	100%	470000/-
2020- 2021								
2	W-2	Renovation & Refurbishment of ICT Lab and pure water Zone	RFQ	4	17/9/2020	1/10/2020	100%	393138/-
3	W-1	Renovation & Refurbishment of IDG Office, Dept. office, class room seminar, Lab, drinking water facilities and wash room	OTM	50	10/12/2020	16/03/2021	100%	4977505.77
4	G-1	Procurement of Furniture & Fixture for IDG office	RFQ	2	19/11/2020	2/12/2020	100%	199500
5	G-2	Procurement of of Computer, Laptop, Projector, Printer, Photocopier & Scanner.	OTM	30.34			100%	Central Procurement
6	G-6	Procurement of books for Libraries	RFQ	4	18/02/2021	6-Mar-21	100%	354026
2021- 2022								
7	G-7	Procurement of Furniture & fixtures for Lab, seminar & teachers room	OTM	10	4-May-21	24-May-21	100%	989800
8	G-8	Procurement and installation of AC for Teachers Room	OTM	26.00	27-May-21	30-Jun-21	100%	2446000
2022- 2023								
39	G-12	Procurement of Desktop Computer, Laptop and Printer for Digital Class Room, Lab and Student Seminar(G-12)	eGP	49.86	25/05/2023	22/08/2023	100%	BDT 43,43,444.058
10	G-10	Establishing Networking for Ananda Mohan College, Mymensigh(G-10)	eGP	24.99	01/08/2023	19/08/2023	100%	BDT 2492228.844
2023- 2024								
11	G-13	Supply & installation of Laboratory equipment & lab Materials for Laboratories.G-13.	eGP	12.96	20/12/2023	24/12/2023	100%	BDT 12,31,000.061

12	G-09	Internet Connectivity	eGP	4.60			100%	CP
----	------	-----------------------	-----	------	--	--	------	----

The college got IT equipment such as Desktop & Laptop computers, Smart board, Projectors etc. procured by PMU as central procurement. With the implementation of the packages, all of the 20 departments, central library, and teachers' Rooms got the facilities. A Modern computer labs has been established at the ICT Lab. Computers labs and have been renovated & air conditioned. The teaching learning environment has been improved by renovation and setting up adequate number of lights and fans in 21 classrooms. All of departments, office, libraries, and 20 classrooms have been furnished with modern furniture such as Almira, File Cabinet, Multipurpose Self, Computer Table & Chairs, Visitor Chair, AC etc.

Chapter -04:

Teachers Development

Overview of Teaching Force of the College

Both Male and Female Teachers are teaching in the college. A total number of 07 teachers have Ph.D. Degree. In the college, there are 210 posts and at present 216 teachers are teaching. An overview of the teaching force of the college is as follows:

Total Number of Teachers in the College in 2022-23

Sl. No.	Subject	Sanctioned posts	Regular		Contractual		Part-time		Total		Ph. D. Holder	
			Male	Female	Male	Female	Male	Female	Male	Female	Male	Female
1	Bangla	12	5	6					5	6		
2	English	10	5	5					5	5		
3	History	12	7	5					7	5		
4	Economics	12	12	2					12	2		
5	Political Science	12	9	3					9	3		
6	Social Work	9	5	2					5	2		
7	Sociology	10	5	5					5	5		
8	Philosophy	9	6	3					6	3		1
9	Islamic History	9	7	3					7	3		
10	Islamic Studies	7	6	2					6	2		
11	Geography and Environment	8	6	2	---	---	---	---	---	---	1	--
12	Mathematic	12	7	1					12	2		
13	Physics	9	6	3	--	---	--	--	6	3	1	--
14	Chemistry	12	10	2					10	2	1	
15	Botany	12	6	6	---	---	---	---	6	6	1	

Sl. No.	Subject	Sanctioned posts	Regular		Contractual		Part-time		Total		Ph. D. Holder	
16	Zoology	12	8	4					8	4	1	
17	Management	12	9	3					11	3	1	
18	Accounting	12	11						11			
19	Finance Banking	2	1	1			1	1	2	2		
20	Marketing	2	1				1	1	2	2		
21	Sanskrit	2	2						2			
	Total	195	125	54			2	2	134	57	6	1

Information about teachers and staff who have received trainings during the last 3 years

Sl. No.	Subject	Teachers training						Non-Teaching Staffs trained		
		In Country (no)	In abroad (outside Bangladesh) no.	In house (no.)	Offered by (NU/NAEM/DSHE/Others.)	Total teacher trained	% teachers trained	Total staffs (no.)	Trained staffs (no.)	% staffs trained
1	Bangla	5	3			2				
2	English	3				3	30			
3	History	18	2		1	2				
4	Economics	3			8	8				
5	Political Science	1			1	1				
6	Social Work	2	0	5	3	3	40%	7	3	43%
7	Sociology	1	2	10		10	100			
8	Philosophy	6	2	9	6	9	100%			
9	Islamic History and C.	2				2				
10	Islamic Studies	8				8				
11	Geography and Environment	2	2		2	2				
12	Mathematic	9				9				
13	Physics	4	--	---	4	4				
14	Chemistry	8	1		NAEM/DSHE/MOED0	9	75	3	9	25

Sl. No.	Subject	Teachers training						Non-Teaching Staffs trained		
		In Country (no)	In abroad (outside Bangladesh)	In house (no.)	Offered by (NU/NAEM/DSHE/Others.)	Total teacher trained	% teachers trained	Total staffs (no.)	Trained staffs	% staffs trained
			no.						(no.)	
15	Botany	9	0		9	9				
16	Zoology	5			5	5				
17	Management	5	1		7	8				
18	Accounting	5	1			6	50%			
19	Finance Banking		1							
20	Marketing		1							
21	Sanskrit									

Chapter 5

Budget and Finance

Summary of Annual Budget and Expenditures.

Descriptions of total allocation & expenditure of the fiscal year 2020-21 are given below:

Financial Code	Salary & Allowances	Allocation	Expenditure
31	Rewards of Staffs		
3111101	Basic Salary of the officers	83117000	82736400
3111110	ছুটি নগদায়ন	1014000	593300
3111201	Basic Salary of the staffs	5117000	5061600
3111302	Travel Allowance	83000	82200
3111306	Education Allowance	870000	774500
3111310	Housing Rent Allowance	36966000	36701700
3111311	Medical Allowance	2800000	2787400
3111312	Mobile Allowance	250000	55500
3111313	Telephone Allowance	60000	51600
3111314	Tiffin Allowance	55000	54800

Financial Code	Salary & Allowances	Allocation	Expenditure
3111316	Washing Allowance	20000	17300
3111325	Festival Allowance	14750000	14154100
3111328	Rest and Recreation Allowance	2892000	2379900
3111335	Bangla New Year Allowance	1475000	1445100
3111338	Other Allowance	00	00
32	Use of Goods & Services (Administrative Expenditures)		
3211113	Electricity	2000000	2000000
3211117	Internet/Telex/Fax	100000	100000
3211119	Postal	5000	00
3211120	Telephone	20000	19600
3211127	Books and Magazines	150000	150000
3243101	Internal Travel Allowance (Travel & Transfer)	200000	198500
3243102	Gas	50000	39900
3255101	Computer Accessories (Printing & Stationaries)	100000	100000
3255105	Other Stationaries (Printing & Stationaries)	105000	104900
3256102	Chemicals	320000	320000
3256103	Usable Articles	100000	100000
3256106	Dress (Materials)	110000	109900
3256107	Sports Items	120000	120000
3257301	Festivals	70000	69900
3257302	Furniture (Repairing and Maintenance)	5000	5000
3258103	Computer (Repairing and Maintenance)	100000	100000
38	Other Expenditures		
3821101	Land Development Tax	85000	00
3221103	Urban Tax	3000000	3000000
41	Financial Assets (Capital Expenditures)		
4112202	Computer Accessories	15000	15000
4112306	Laboratory Equipment's	500000	499900
4112310	Office Equipment's	00	00
4112312	Education and Educational Materials	200000	199900

Summary of Annual Revenues

Due to COVID-19 pandemic situation, no enrollment was possible. Hence the tuition and admission fees collected from the students in the fiscal year 2019-20 are as follows:

Table-1

Year	Session	No. of Students (Tuition & Admission Fees)	Total	Full/Half free and stipend rewarded	Grand Total
Honours 1st year	2022-23	4820 @ 325	1363050	N/A	1363050
Honours 2nd year	2021-22	2930 @ 325	952250	N/A	952250

Honours 3rd year	2020-21	2783 @ 325	904475	N/A	904475
Honours 4th year	2019-20	2705 @ 325	879125	N/A	879125
Total			4098900		4098900

Table-2

Year	Session	No. of Students (Tuition & Admission Fees)	Total	Full/Half free and stipend rewarded	Grand Total
Masters Part-I	2020-21	1268 @ 390	494520	N/A	494520
Masters Part-I	2019-20	1061 @ 390	413790		413790
Masters Final Part	2021-22	5518 @ 390	2152020	N/A	2152020
Total			3060330		3060330

Table-3

Year	Session	No. of Students (Tuition & Admission Fees)	Total	Full/Half free and stipend rewarded	Grand Total
Class-XI Admission	2023-24	1024 @ 260	266240	N/A	266240
Class-XII Admission	2022-23	961 @ 260	249860	N/A	249860
Total			516100		516100

Chapter 6

Concluding Remarks

Overall Assessment of Performance of the Last year and Key Target for the Next Year The teachers and the employees showed creativity and innovative skills in continuing academic and official activities in the changed pandemic situation. They showed quick adaptability and a communicative skills too. The all these are the part of their accountability with the profession. They also developed problem solving and inter personal skills. If the pandemic situation continues, we must carry on the technology-assisted programs to ensure the virtual attendance, punctuality, productivity of quality work, mutual cooperation, coaching and training skills and so on.

We will arrange more in-house training programs, national and international webinars, cultural competition on virtual platforms, awareness programs and so on. Evaluation systems will be introduced to ensure the professional commitment of the teachers and the employees as well. With the development of pandemic situation, programs of virtual platform should be minimized and classroom based activities should be restored as it were previously.

Key Challenges and Risks for the College

Risk Factors:

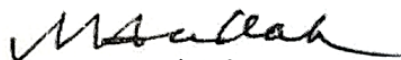
- ✓ Lack of motivation for academic performance
- ✓ Changing negative attitude to positive
- ✓ Help to boost up self-respect and level of confidence
- ✓ Reducing psychological problems
- ✓ Reducing under preparation for academic

Feedback Key Challenges:

- Overcoming the academic loss during COVID-19 period
- Enhancing classroom performance
- Setting up technology based classrooms
- Developing behavioral pattern and cultural attitude
- Increasing guardians involvement
- No student should be left behind

Recommendations

If we find any change in ongoing pandemic situation, we should increase technological facilities, such as Wi-Fi access for both of the teachers and students. Effective online examination system should be innovated. Teachers and officials’ efficiency should be increased in technological fields by imparting training programs. They should be encouraged to be technology savvy. Some activities should be conducted by maintaining physical distance and health issues.



Signature:.....

(Professor Md. Amanullah)

IDGM/Principal:

Ananda Mohan College, Mymensingh

Mobile No. 01711383908

(with Seal and Date)

Date : 30-01-2024

Photo Gallery of Ananda Mohan College



Old Building (West)



Sayeda Nafiza Islam Woman's Hostel



Sheak Hasina Woman's Hostel




Begum Fujilatun Nesa Mujib Woman's Hostel




College Gate



Auditorium Font



Department of Zoology & Management



Department of Zoology & Management



Thank You!